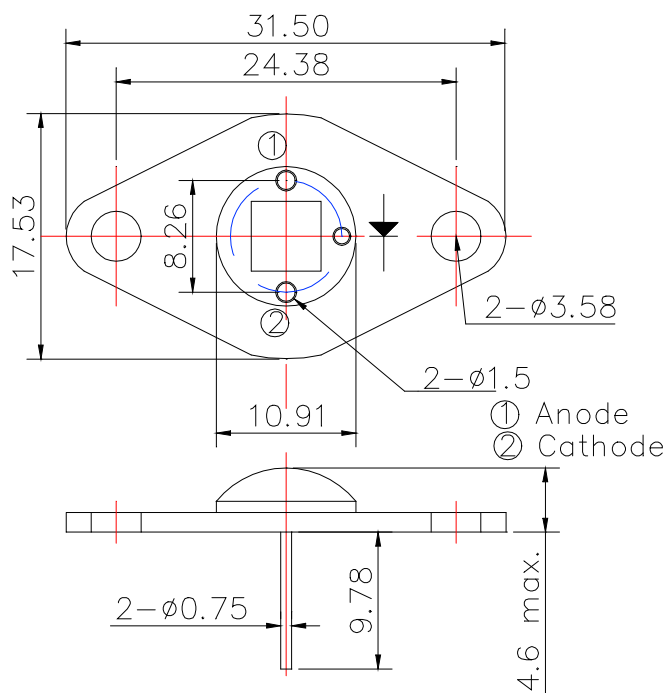


## epitex

### L525-66-60

Green illuminator

#### Outline and Internal Circuit



(Unit : mm)

#### Features

- Chip Material : InGaN
- Chip Dimension : 350um \* 350um
- Number of Chips : 60pcs
- Peak Wavelength : 525nm typ.
- Stem : TO-66 stem
- Lens : Silicone and/or Epoxy resin

#### Application

**Absolute Maximum Ratings (Tc=25°C)**

Item	Symbol	Ratings	Unit
Power Dissipation	PD	12	W
Forward Current	IF	600	mA
Reverse Voltage	VR	25	V
Thermal Resistance	Rthjs	2	K/W
Junction Temperature	Tj	120	°C
Operating Temperature	Topr	-40 ~ +85	°C
Storage Temperature	Tstg	-40 ~ +100	°C
Soldering Temperature	TSOL	265	°C

‡Soldering condition : Refer to technical support information on the website.

**Optical and Electrical Characteristics (Tc=25°C)**

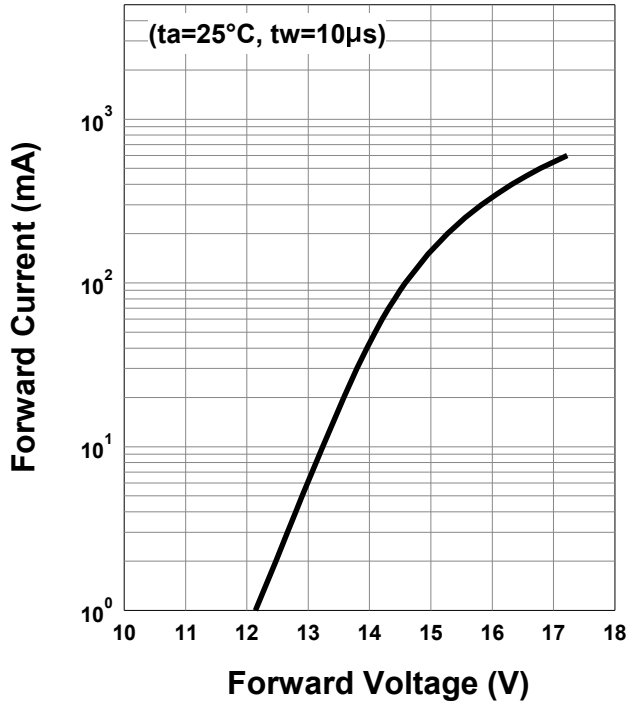
(\*: 100% testing, \*\*: reference value)

Parameter	Symbol	Min	Typ	Max	Unit	Test Condition
Forward Voltage	VF		15.5	20	V	IF=240mA**
Reverse Current	IR			10	uA	VR=25V**
Total Radiated Power	PO		400		mW	IF=240mA**
Luminous Flux	ΦV		240		lm	IF=240mA**
Peak Wavelength	λp	515		535	nm	IF=100mA*
Dominant Wavelength	λD		533		nm	IF=100mA**
Half Width	Δλ		28		nm	IF=100mA**
Viewing Half Angle	θ1/2		±61		deg.	IF=100mA**
Rise Time	tr		25		ns	IF=240mA**
Fall Time	tf		50		ns	IF=240mA**

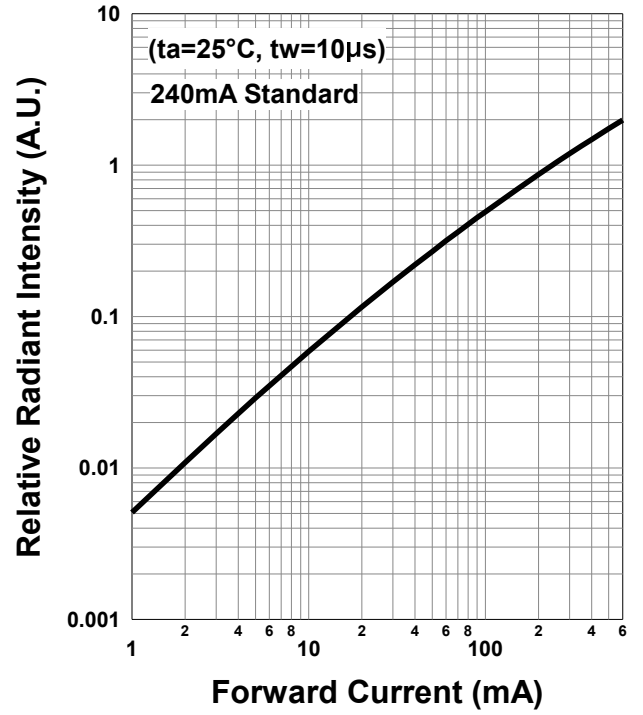
‡ Radiated Power is measured by S3584-08.

## Typical Characteristic Curves

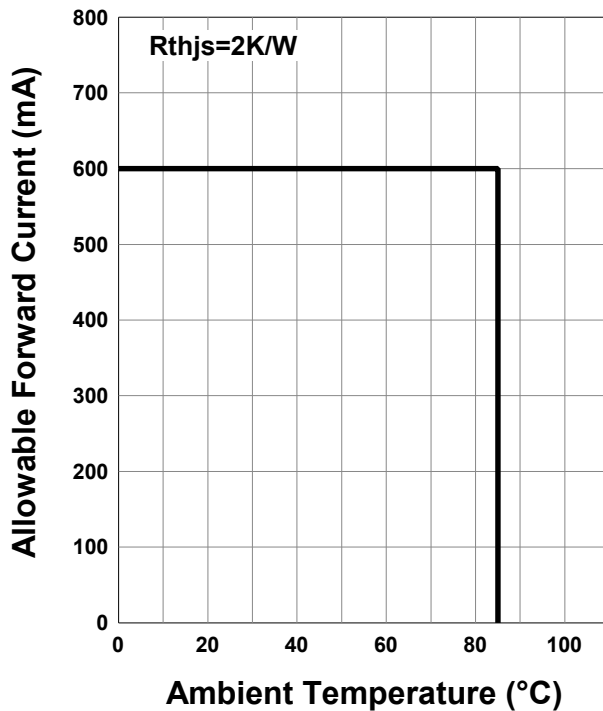
### Forward Current - Forward Voltage



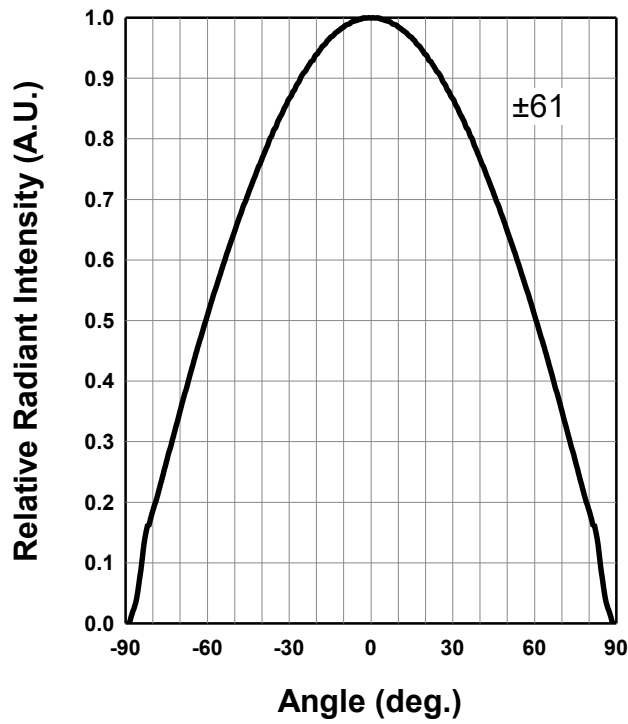
### Relative Radiant Intensity - Forward Current



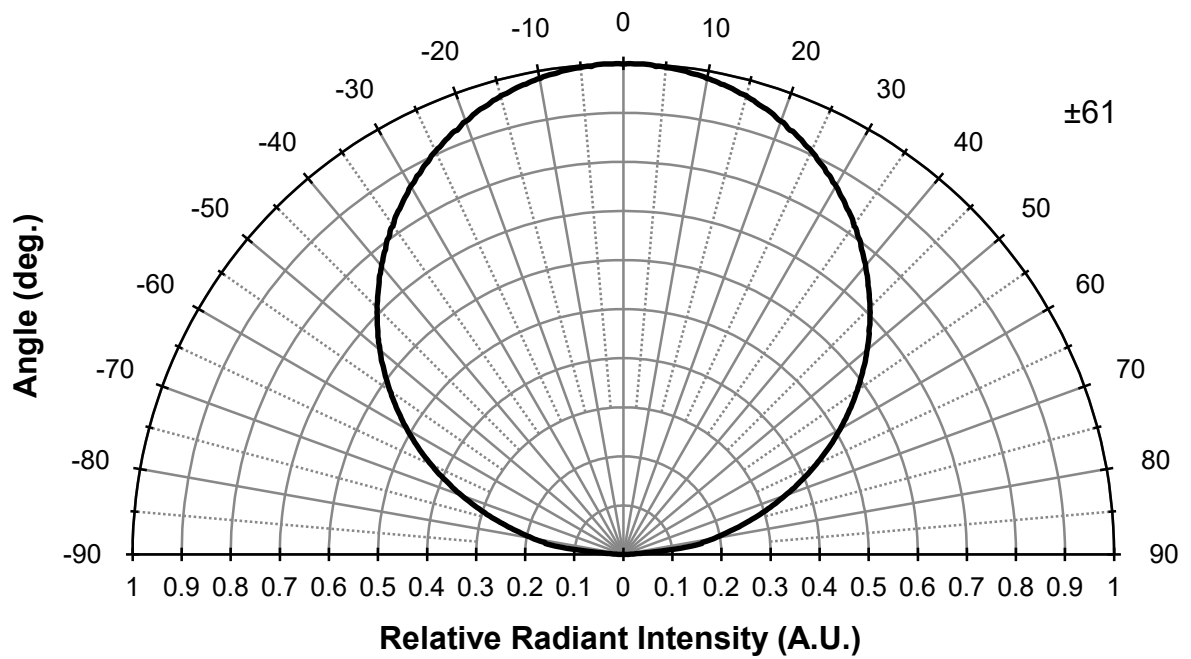
### Allowable Forward Current - Ambient Temperature



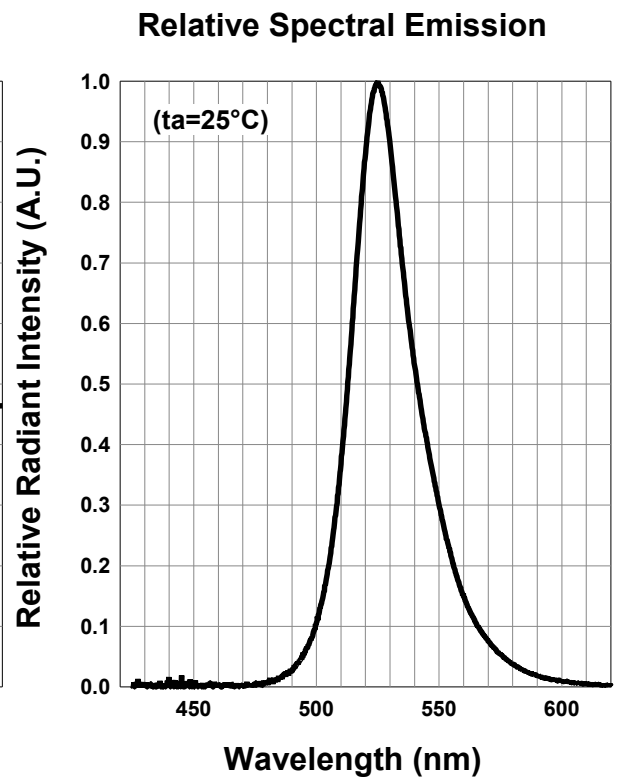
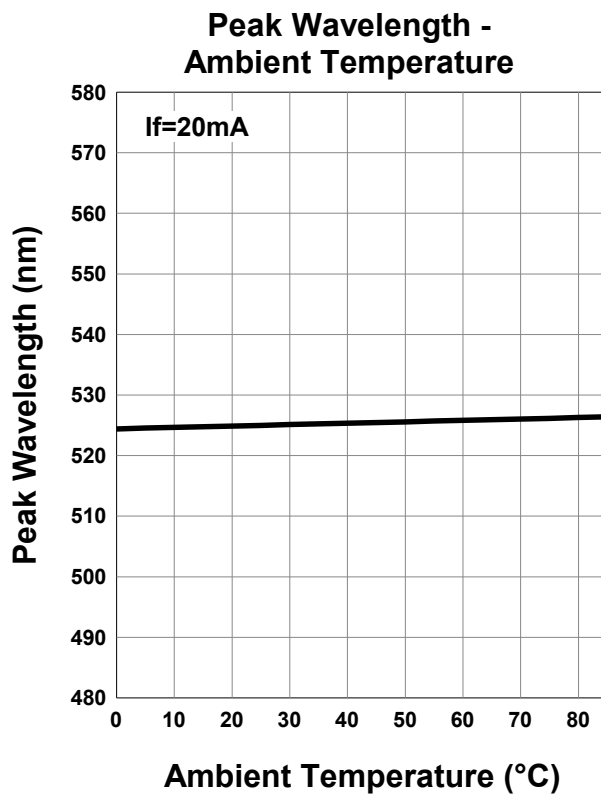
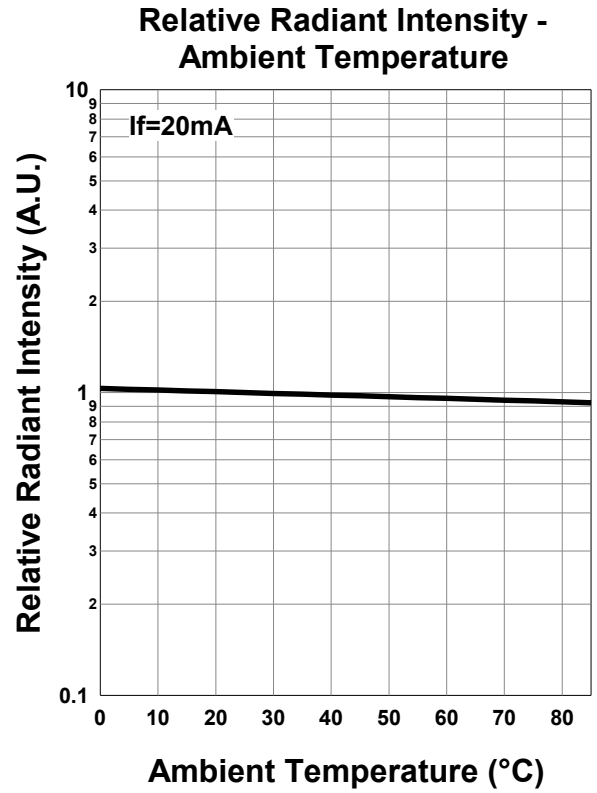
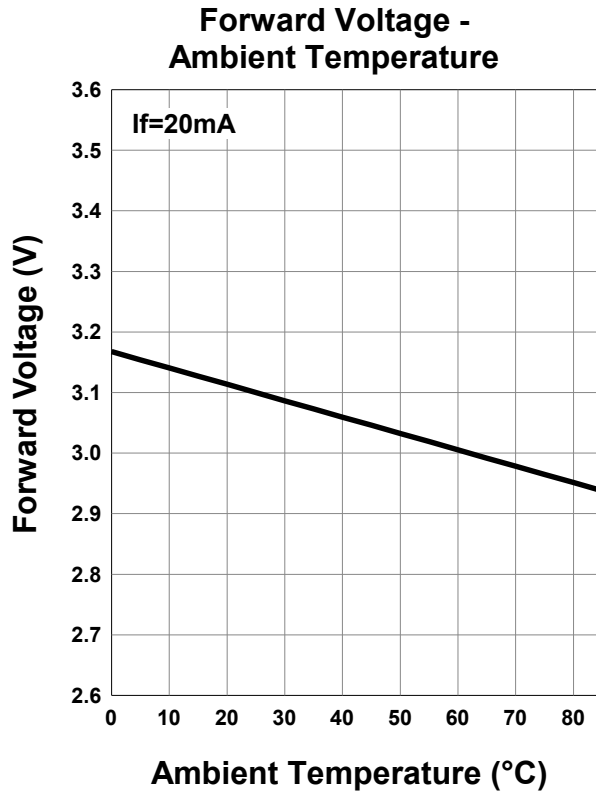
Radiation Characteristics



Radiation Characteristics



\*The data below shows the characteristics of one representative TO-66 chip.



## Disclaimer

Product specifications and data shown in this product catalog are subject to change without notice for the purposes of improving product performance, reliability, design, or otherwise.

Product data and parameters in this catalog are typical values based on reasonably up-to-date measurements.

Product data and parameters may vary by user application and over time.

Products shown in this catalog are intended to be used for general electronic equipment. Products are not guaranteed for applications where product malfunction or failure may cause personal injury or death, including but not limited to life-supporting / saving devices, medical devices, safety devices, airplanes, aerospace equipment, automobiles, traffic control systems, and nuclear reactor control systems.

## Technical Support Information

<https://www.ushio.co.jp/en/led/technology/index.html>



# USHIO