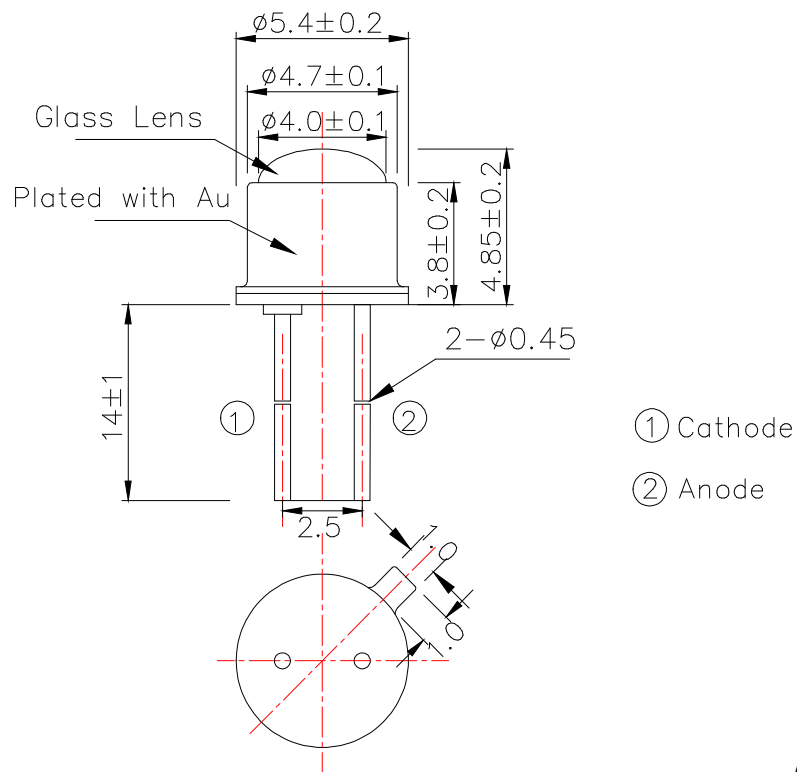


**epitex****PRELIMINARY**

## L565-30K42

Stem Type LED Lamp

### Outline and Internal Circuit



(Unit : mm)

### Features

- Non-hermetic package
- Chip Material : GaP
- Chip Dimension : 350um \* 350um
- Number of Chips : 1pce
- Peak Wavelength : 565nm typ.
- Stem: TO-46 type
- Lens : UnSpherical Glass
- Cap : Gold Plated

### Application

### Absolute Maximum Ratings (Tc=25°C)

Item	Symbol	Ratings	Unit
Power Dissipation	PD	120	mW
Forward Current	IF	50	mA
Pulse Forward Current	IFP	100	mA
Reverse Voltage	VR	5	V
Thermal Resistance	Rthjs	500	K/W
Junction Temperature	Tj	120	°C
Operating Temperature	Topr	-40 ~ +100	°C
Storage Temperature	Tstg	-40 ~ +100	°C

‡Pulse Forward Current condition : Duty 1% and Pulse Width=10us.

‡Soldering condition : Refer to technical support information on the website.

### Optical and Electrical Characteristics (Tc=25°C)

(\*: 100% testing, \*\*: reference value)

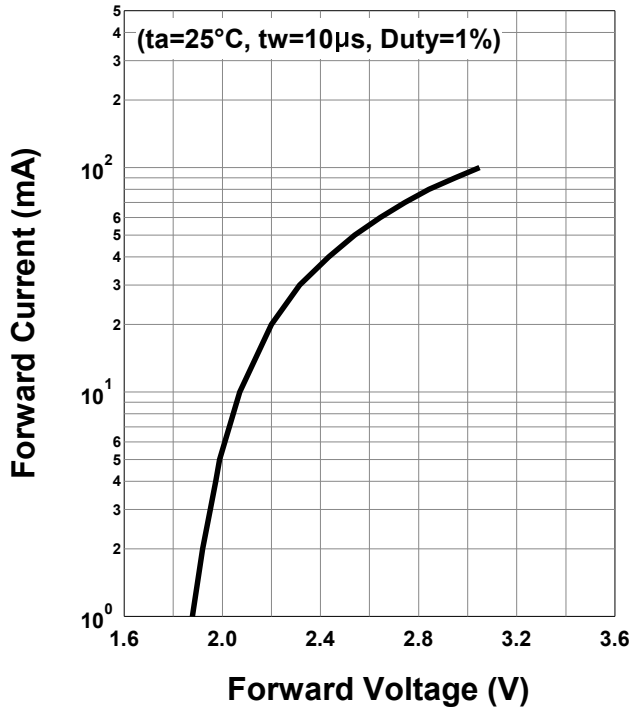
Parameter	Symbol	Min	Typ	Max	Unit	Test Condition
Forward Voltage	VF		2.2	2.4	V	IF=20mA*
	VFP		3.0			IFP=100mA**
Reverse Current	IR			10	uA	VR=5V*
Total Radiated Power	PO	0.08	0.12		mW	IF=20mA*
			0.51			IFP=100mA**
Radiant Intensity	IE		0.6		mW/sr	IF=20mA**
			2.5			IFP=100mA**
Luminous Flux	ΦV		80		mlm	IF=20mA**
Peak Wavelength	λp	555		575	nm	IF=20mA*
Dominant Wavelength	λD		570		nm	IF=20mA**
Half Width	Δλ		28		nm	IF=20mA**
Viewing Half Angle	θ1/2		±7		deg.	IF=20mA**

‡ Radiated Power is measured by S3584-08.

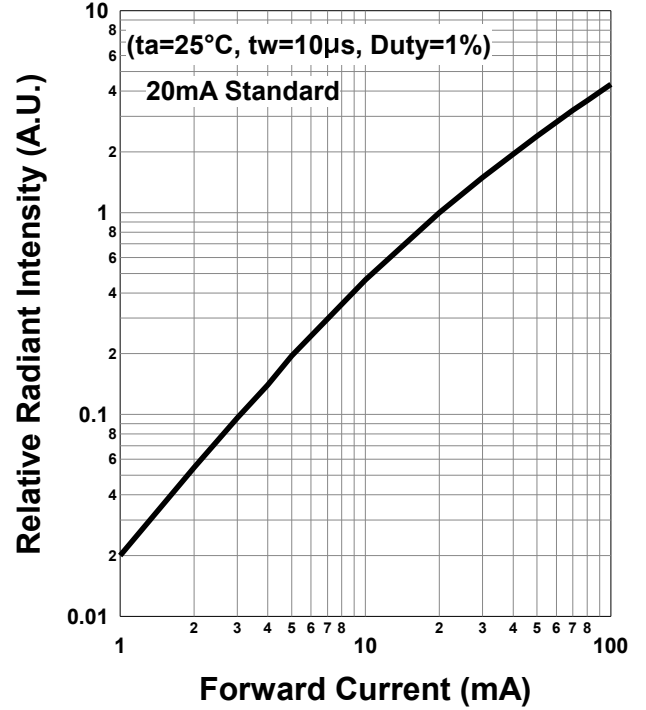
‡ Radiant Intensity is measured by CIE127-2007 Condition B.

## Typical Characteristic Curves

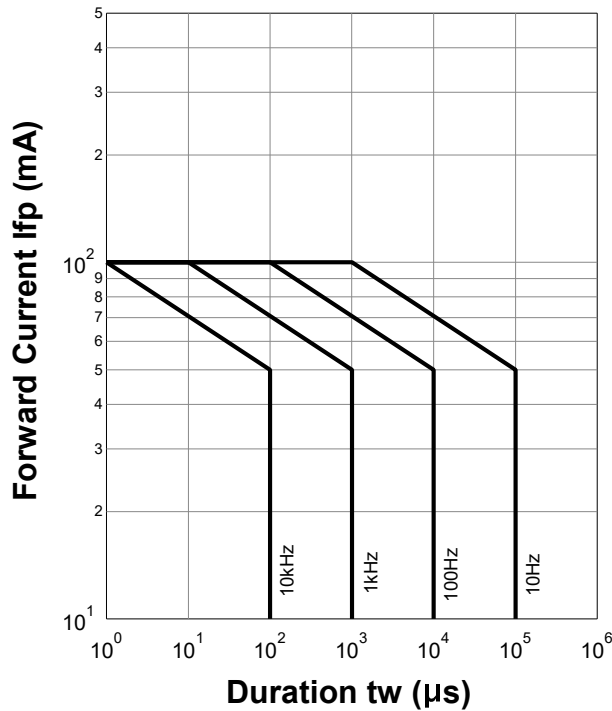
### Forward Current - Forward Voltage



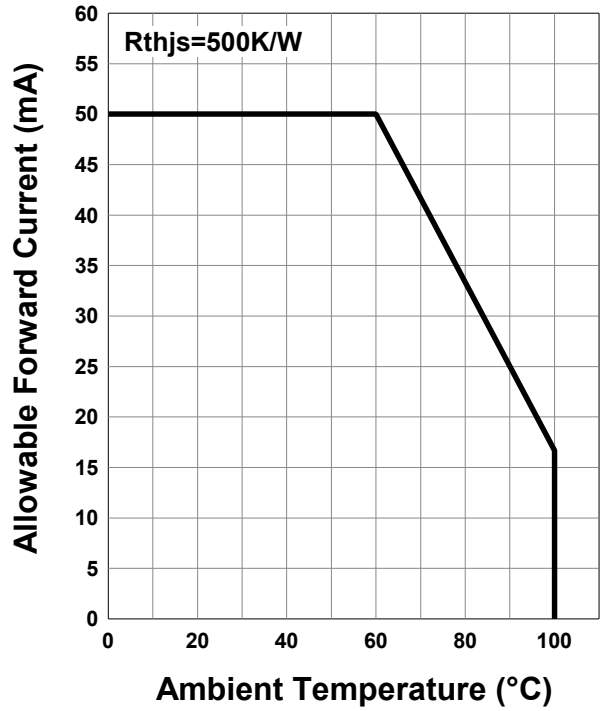
### Relative Radiant Intensity - Forward Current



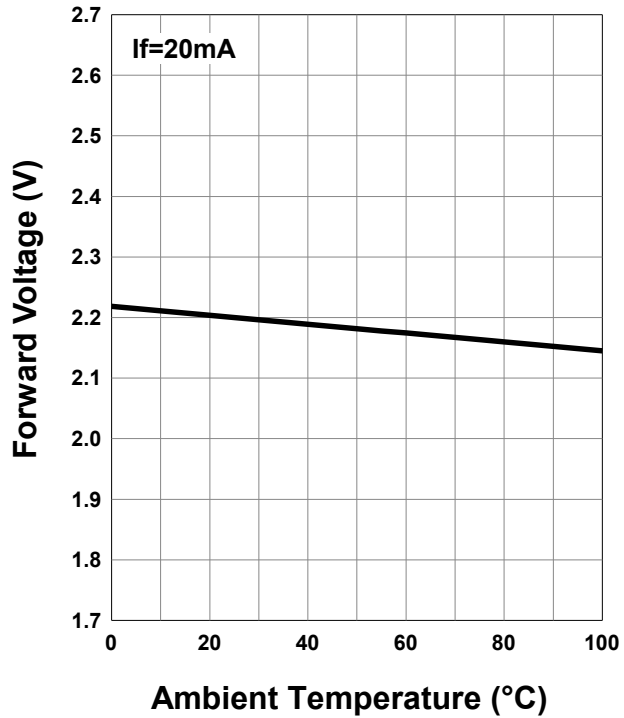
### Forward Current - Pulse Duration



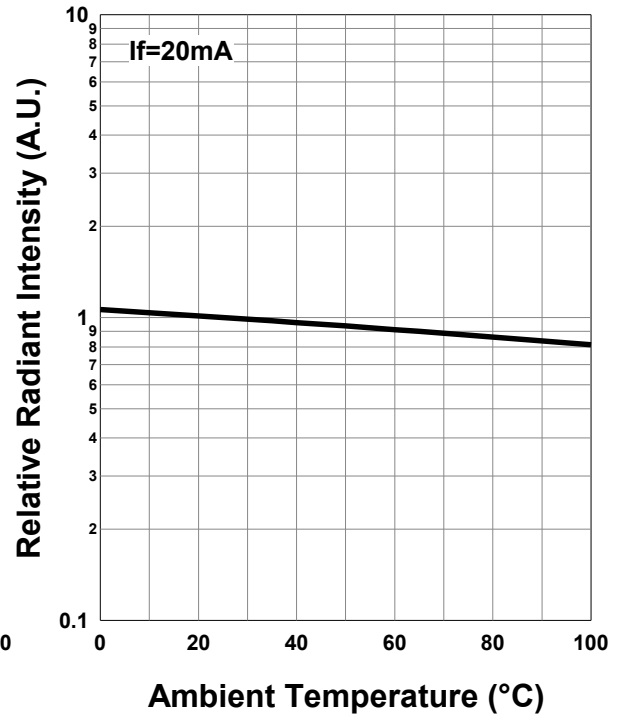
### Allowable Forward Current - Ambient Temperature



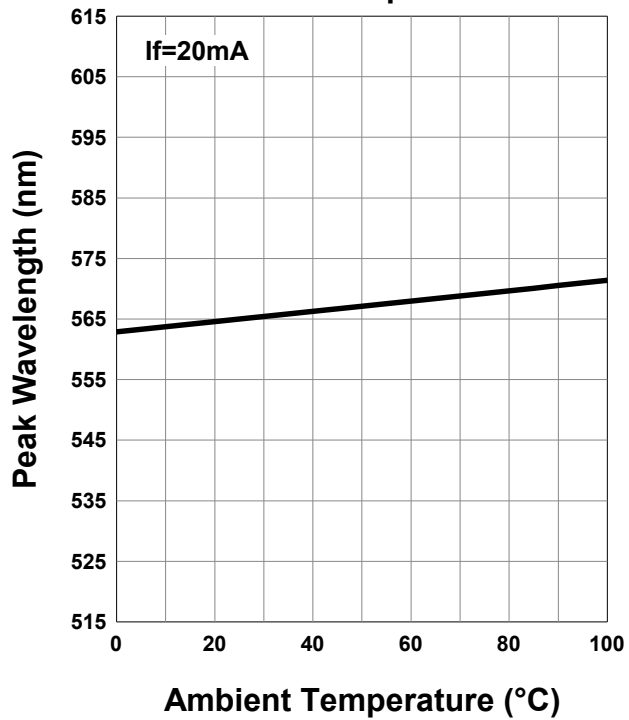
### Forward Voltage - Ambient Temperature



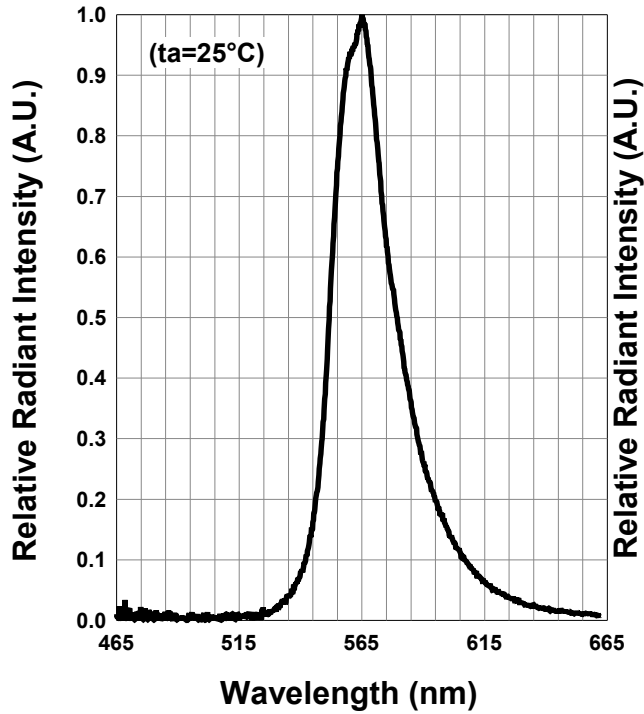
### Relative Radiant Intensity - Ambient Temperature



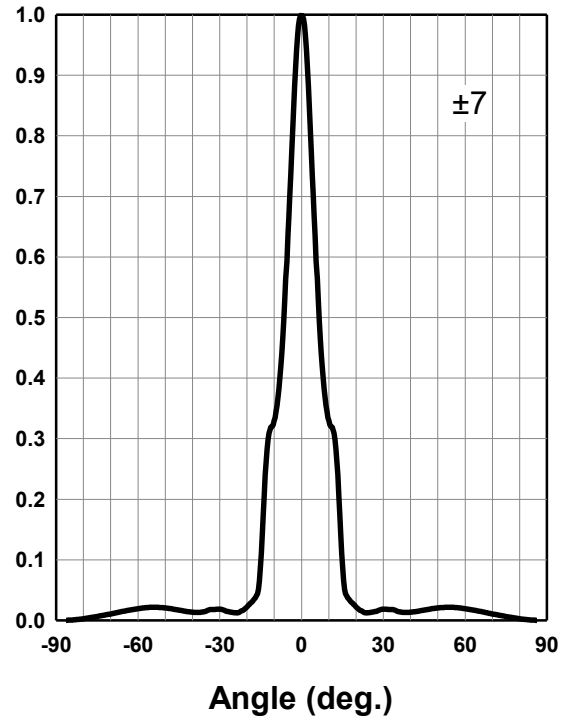
### Peak Wavelength - Ambient Temperature



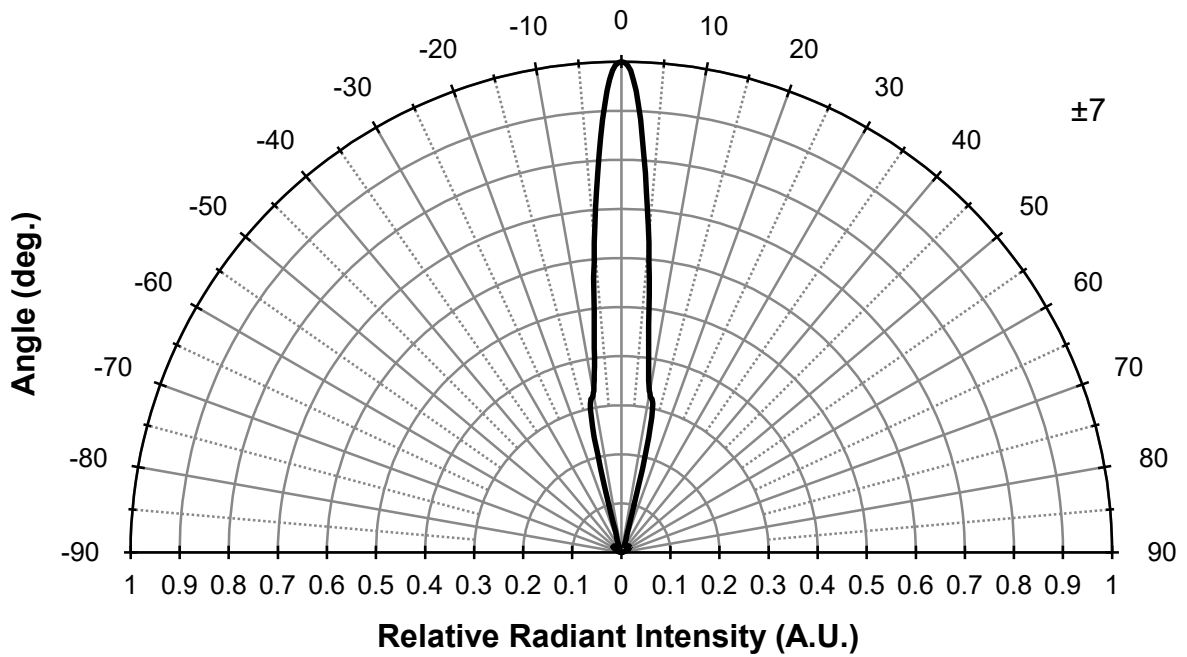
Relative Spectral Emission



Radiation Characteristics



Radiation Characteristics



## Disclaimer

Product specifications and data shown in this product catalog are subject to change without notice for the purposes of improving product performance, reliability, design, or otherwise.

Product data and parameters in this catalog are typical values based on reasonably up-to-date measurements.

Product data and parameters may vary by user application and over time.

Products shown in this catalog are intended to be used for general electronic equipment. Products are not guaranteed for applications where product malfunction or failure may cause personal injury or death, including but not limited to life-supporting / saving devices, medical devices, safety devices, airplanes, aerospace equipment, automobiles, traffic control systems, and nuclear reactor control systems.

## Technical Support Information

<https://www.ushio.co.jp/en/led/technology/index.html>



# USHIO